

MOTORCYCLE SAFETY



HOW TO SAVE LIVES AND SAVE MONEY

National Center for Injury Prevention and Control
Division of Unintentional Injury Prevention



National Center for Injury Prevention and Control
Division of Unintentional Injury Prevention

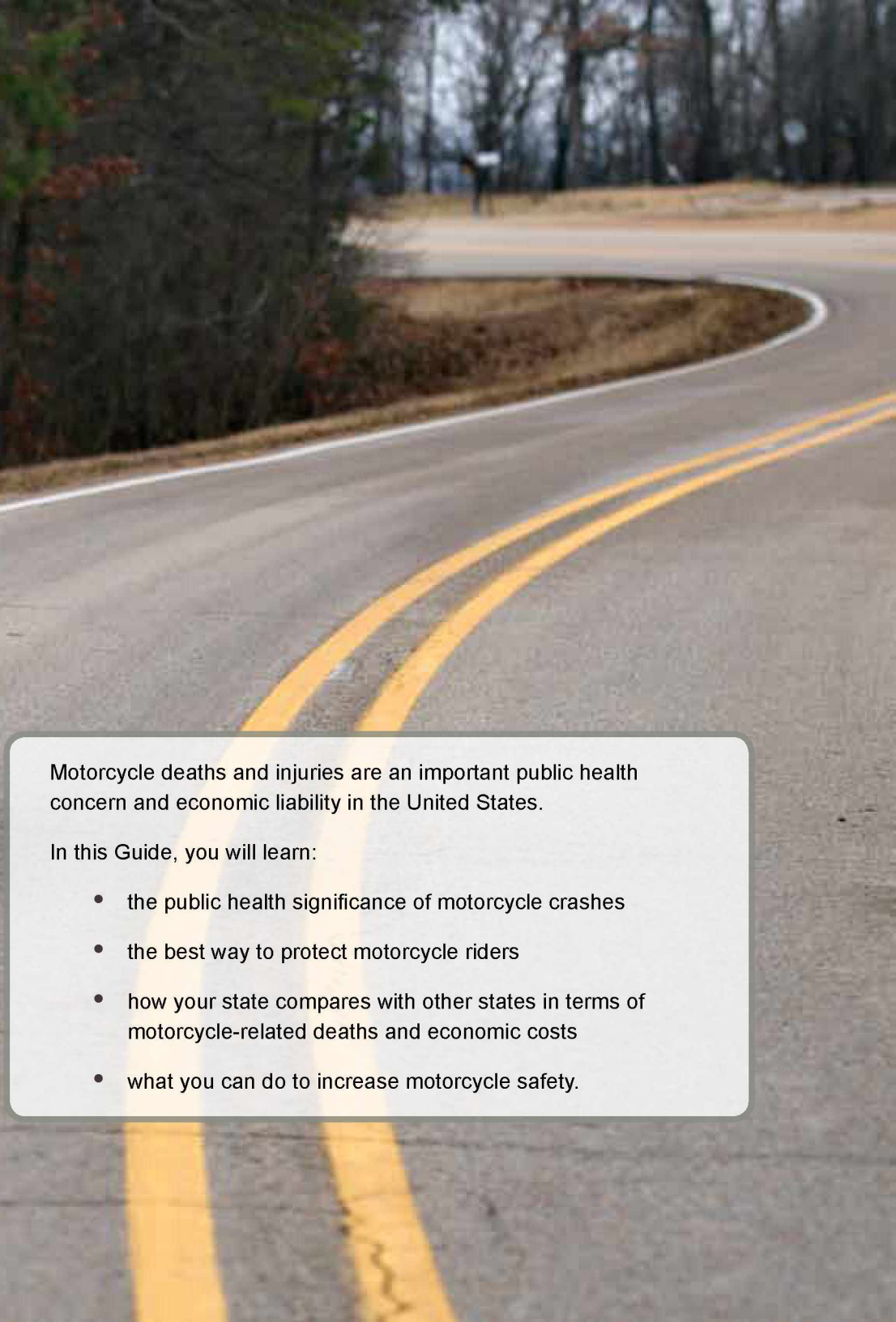


PUBLIC HEALTH LEADERSHIP TO KEEP
PEOPLE SAFE ON THE ROAD — EVERY DAY

“Our role is to identify ways to prevent injury and death and rigorously check what works and what does not work. For motorcycle safety, the research shows that universal helmet laws are the most effective way to reduce the number of deaths and traumatic brain injuries that result from crashes.”

Dr. Thomas Frieden, CDC Director





Motorcycle deaths and injuries are an important public health concern and economic liability in the United States.

In this Guide, you will learn:

- the public health significance of motorcycle crashes
- the best way to protect motorcycle riders
- how your state compares with other states in terms of motorcycle-related deaths and economic costs
- what you can do to increase motorcycle safety.

OVERVIEW

DEATHS ON THE RISE

Motorcycle-related deaths increased every single year between 1997 and 2008, a 150% increase.¹

Motorcycle crashes killed 5,290 people in 2008.²

Preventing debilitating injuries and deaths from motorcycle crashes is a significant and growing public health concern.

THE COST

The cost of motorcycle crashes is not just measured in bodies, loss, and grief. Motorcycle crashes create a burden to society, consuming public funds for emergency response, emergency room costs, and insurance premiums.³ In terms of medical care costs and productivity losses...

The economic burden from crash-related injuries and deaths in one year alone totaled \$12 billion.⁴

PREVENTION THAT WORKS

With motorcycle ownership at an all-time high, motorcycle-related deaths and traumatic brain injuries are expected to remain at high levels unless more effective protective measures are enacted. Helmets are the only safety measure proven to save lives, and the universal helmet law (one that covers all motorcycle riders) is demonstrated to be the best way to ensure helmet use.⁵

OVERWHELMING PUBLIC SUPPORT

Four out of five Americans favor helmet laws.

Support is high in states with laws that require helmet use as well as states with no helmet law.^{6, 7, 8, 9}



Photo: Dennis Hook, Hooked on Photography

PEOPLE WHO RIDE, PEOPLE WHO DIE

REAL PEOPLE DYING EVERY DAY



The mother of a 13-year-old girl clinging to life wonders why her daughter wasn't wearing a helmet as she rode on the back of a motorcycle driven by her father... They were both listed in critical condition Sunday – a “touch-and-go” situation two weeks after the motorcycle accident which is under investigation by the Lake County Sheriff's Office.

*News Sun, August 2007*¹⁰



When Ryan died from a motorcycle crash in 2004, the whole family was devastated. First, his brother became addicted to drugs, and after years of struggling with his addiction, he just recently got out of rehab. Then, his best friend tried to commit suicide. My cousin Ryan was only 24 when he died. His parents are still struggling to deal with the death of one son, and the damage to the other from drugs – both as a result of the crash. We're from a small town and everyone felt it. We're all looking for ways to cope.

*Emily W., January 2010*¹¹

Today, more people are riding motorcycles than ever before. Motorcycle riders represent almost every demographic group in the country. Riders now tend to be more affluent than 30 years ago. The average age of riders has increased, and more women are riding than ever before.¹² The profile of who crashes and who dies has changed too:

Age: Young people are not the only ones dying in motorcycle crashes. In 2008, more than half the people killed in motorcycle crashes were 40 or older, up from 33% in 1998.¹³

Sex: While only 9% of riders killed in motorcycle crashes in 2008 were women, almost all passengers (89%) killed in motorcycle crashes were women.²

Helmets: People who do not wear helmets are more likely to be killed in a crash. Forty-one percent of motorcycle operators and 51% of motorcycle passengers who died in 2008 were not wearing a helmet.¹³

Location: More people are killed in motorcycle crashes on rural roads now than 20 years ago. Roughly half of all crashes take place on rural roads.¹⁴

Alcohol: When people drink and ride, they are at much greater risk of crashing and dying. Alcohol was involved in 37% of motorcycle crashes in 2008.¹³

Motorcycle Type: The majority of people who die in crashes are riding sport motorcycles with mid-size engines designed to maximize speed and agility.¹⁴

WHO DIES?

While studying for ministry, I spent a year as chaplain resident at a Chicago hospital. I was “on call” one evening when the emergency room paged me. An ambulance had just brought in a fellow who’d been riding his motorcycle without a helmet when an SUV had turned in front of him. Unable to turn or stop, he had hit the vehicle, ramming his head into a door. He was a classic “biker dude”: muscular arms, tattoos, and a couple day’s growth of beard. He was unconscious and his face was swollen and turning purple. Emergency room staff swarmed around him.

I spent most of the night with that family. I listened to their stories, I shared their tears. The couple had two teenagers, plus a younger girl, age nine. I think about his family every time I see a biker zoom by without a helmet. Helmets and cautious driving save lives. If, like this fellow, you have tough biker friends, I suppose they will tease you pretty hard if you do wear a helmet. It takes a thick skin and courage to handle teasing. Then again, I wonder how much courage it took for the nine-year-old girl to go in and say goodbye to her father?

*Reverend Dennis McCarty*¹⁵



“From the moment of injury, society picks the person up off the highway; delivers him to a municipal hospital and municipal doctors; provides him with unemployment compensation if, after recovery, he cannot replace his lost job; and, if the injury causes permanent disability, may assume responsibility for his and his family’s subsistence. We do not understand a state of mind that permits plaintiff to think that only he himself is concerned.”

Opinion of the Federal Court of Massachusetts, 1972
Affirmed by the United States Supreme Court¹⁶



Photo: Bill Lavallie, Fine Line International

“A group of state legislators from across the country heard a presentation from a University of New Mexico neurosurgeon. At the end of his talk, one legislator asked, ‘If there was one thing we could do in the legislature to make your job easier, what would it be?’ They expected to hear, ‘Give us more money’ or ‘Increase our budget!’ Instead the surgeon answered, ‘Pass a motorcycle helmet law.’”

Melisa Savage
National Conference of State Legislatures¹⁷

PAYING THE BILL

WHO PAYS?

Everyone pays when a motorcycle rider is severely injured. You can talk about freedom of choice, but when other people have to pay for the consequences of that choice, then it's not freedom of choice at all.

Lt. Col. James Champagne

Executive Director, Louisiana Highway Safety Commission, Retired¹⁸

THE PUBLIC PAYS

It is estimated that the economic burden of injuries and deaths from motorcycle related crashes in one year totaled \$12 billion.⁴ Studies have also shown that a substantial proportion of costs are paid by the U.S. public due to higher insurance premiums and taxes, as well as lost tax revenue.^{3, 19, 20}

A study of 105 motorcyclists hospitalized at a major trauma center determined that 63% of their care was paid for by public funds, with Medicaid accounting for over half of all charges.²⁰

KEY FACTORS

Two key factors influence the public's financial burden from motorcycle crashes: helmet use and hospital and rehabilitation costs.

- Unhelmeted motorcycle riders injured in a crash and admitted to hospitals face substantially higher healthcare costs than do helmeted riders. Unhelmeted riders also use more of a hospital's critical resources.²¹
- Unhelmeted motorcycle riders are twice as likely to suffer traumatic brain injuries from crashes.^{21, 22, 23, 24} The median hospital charges for motorcycle riders hospitalized with severe traumatic brain injuries were 13 times higher than the charges for those who did not have a traumatic brain injury.²¹
- Unhelmeted motorcycle riders are less likely to have health insurance and are therefore more likely to have their medical expenses paid by government-funded healthcare.¹⁹

“Despite the effectiveness of motorcycle helmet legislation, many states have repealed these laws during the last decade. Aspects often neglected by policymakers are who pays for the care of these victims and how much of this cost is subsidized by public funds.”

Journal of the American Medical Association.²⁰

SUMMARY OF MOTORCYCLE SAFETY EFFORTS

Motorcycle safety measures include motorcycle operator licensing and training, traffic laws and enforcement, and educational programs and campaigns. Considerable emphasis is placed on educating both motorcycle riders and car drivers that share the road with motorcyclists about safe driving. Additionally, education and outreach efforts often focus on alcohol. However, there is no consistent evidence that any of these measures reduce the number of motorcycle crashes or deaths.

HOW EFFECTIVE ARE THE MEASURES?

	Unknown	Uncertain	Likely	Scientifically Proven
State motorcycle helmet laws				✓
Motorcycle rider education and training		✓		
Motorcycle rider licensing		✓		
Helmet use promotion programs	✓			
Helmet law enforcement, noncompliant helmets	✓			
Alcohol impairment: detection and sanction	✓			
Alcohol impairment communications	✓			
Conspicuity and protective clothing	✓			
Other driver awareness of motorcycles	✓			

Unknown:
Limited or no scientific evidence.

Uncertain:
Effectiveness is still undetermined.

Likely:
Demonstrated to be effective in certain situations.

Scientifically Proven:
Demonstrated to be effective in several scientific evaluations with consistent results.

National Highway Traffic Safety Administration. Countermeasures that Work, 2008²⁵

A few recent studies have shown that mechanical improvements such as antilock brakes can reduce the severity of crashes, and this may affect injuries and deaths.^{5, 25, 26} Other motorcycle safety efforts include improving road conditions, reducing cultural support for rider-group alcohol use, and improving clothing and motorcycle visibility through bright or reflective colors. But again, no consistent evidence shows that any of these measures reduce the number of motorcycle crashes or deaths.^{5, 25}

The only safety measure that costs little to initiate and reaches all riders is a state universal motorcycle helmet law. It is also the only measure proven to improve motorcycle safety.^{5, 25}

PREVENTION THAT WORKS

WHAT WORKS?

I was commuting to work on my motorcycle and headed onto the freeway exchange at about 45 miles an hour. I lost control and laid down my bike, really hit my head, and slid my way to a stop. My motorcycle was scratched, my helmet was banged up, and the rest of my gear was pretty shredded. But I walked away.

The thing is, I never used my helmet where I lived before because I wasn't required to — there was no law. Moving to California meant I had to wear one, and I am so glad that I did. My helmet saved my life.

Jonathan Hailstone²⁷

WHAT HELMETS DO

Wearing helmets that meet the Department of Transportation (DOT) standard is the single most effective means of reducing the number of people who get injured or die from motorcycle crashes.⁵

Helmets are estimated to reduce the likelihood of death in a motorcycle crash by 37%.²⁸ The National Highway Traffic Safety Administration (NHTSA) estimates that from 1984 through 2006 helmets saved the lives of 19,230 motorcycle riders.²⁹

Traumatic brain injury is a leading cause of motorcycle crash death.³⁰ Even when not fatal, these debilitating head injuries can mean a lifetime of costly rehabilitation and severe emotional trauma for family and friends. In fact, treating severe traumatic brain injuries costs 13 times more than non-brain injuries.²¹

Helmets reduce the risk of head injury by 69%.^{3, 31}

There are no negative health effects from helmet use. Helmets do not restrict a rider's ability to hear important sounds, or to see a vehicle in the next lane.³²

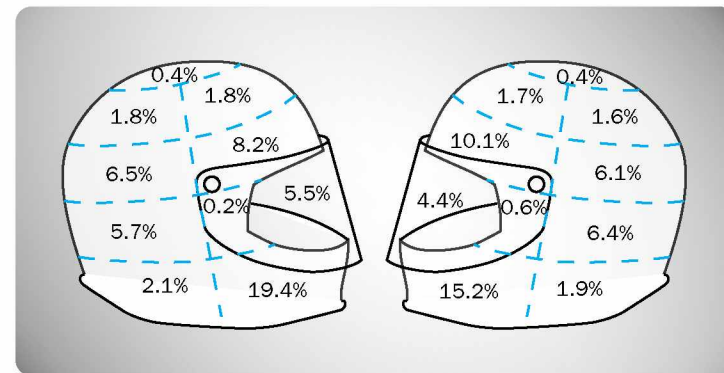
WHEN UNHELMETED RIDERS CRASH

Unhelmeted riders are 40% more likely to die from a head injury than someone wearing a helmet.²⁹

The only proven way to get people to wear helmets is the universal helmet law.⁵

ANATOMY OF A HELMET

Since 1974 all motorcycle helmets are required to meet the DOT standard that establishes the minimum level of protection a helmet must afford each helmet user.²⁸ Full-face helmets offer the most protection, protecting the eyes and face with a face shield and providing protection to the chin. To illustrate the importance of full coverage, research from crashes shows the distribution of impact locations absorbed by motorcycle helmets.³³



Distribution of impact locations on motorcycle helmets, all collisions, based on a study by Dietmar Otte.³³



UNIVERSAL HELMET LAWS INCREASE HELMET USE

THE POSITIVE IMPACT OF **STRENGTHENING** HELMET LAWS

Rate of helmet use before and after enacting a universal helmet law^{3, 34, 35, 36, 37}

	Under partial/no law	Under universal law
Nebraska (1989*)	15%	85%
Washington (1990*)	41%	80%
California (1992*)	50%	99%
Maryland (1992*)	25%	81%
Louisiana (2004*)	60%	99%
* Year of enactment		

All five states gained a substantial increase in helmet use in the year after the universal helmet law was enacted.

THE NEGATIVE IMPACT OF **WEAKENING** HELMET LAWS

Rate of helmet use before and after repealing a universal helmet law^{3, 38, 39, 40}

	Under universal law	Under partial law
Arkansas (1997*)	97%	52%
Texas (1997*)	97%	66%
Kentucky (1998*)	96%	65%
Louisiana (1999*)	100%	52%
Florida (2000*)	99%	53%
Pennsylvania (2003*)	82%	58%
* Year of repeal		

All six states showed a substantial decrease in helmet use in the year after the universal helmet law was repealed.

Journal of Public Health Policy³

There are two types of helmet laws used in the United States.

Universal Helmet Law: Requires all motorcycle riders and passengers of all ages to wear helmets whenever riding.

Partial Helmet Law: Only requires specific groups of people, such as those below a certain age, to wear helmets.

Each state decides its respective helmet law. As of 2010, 20 states and the District of Columbia had universal helmet laws, 27 states had a partial helmet law, and 3 states had no helmet law. Many states have weakened their helmet law over the years, while a few states have strengthened their helmet law.⁴¹

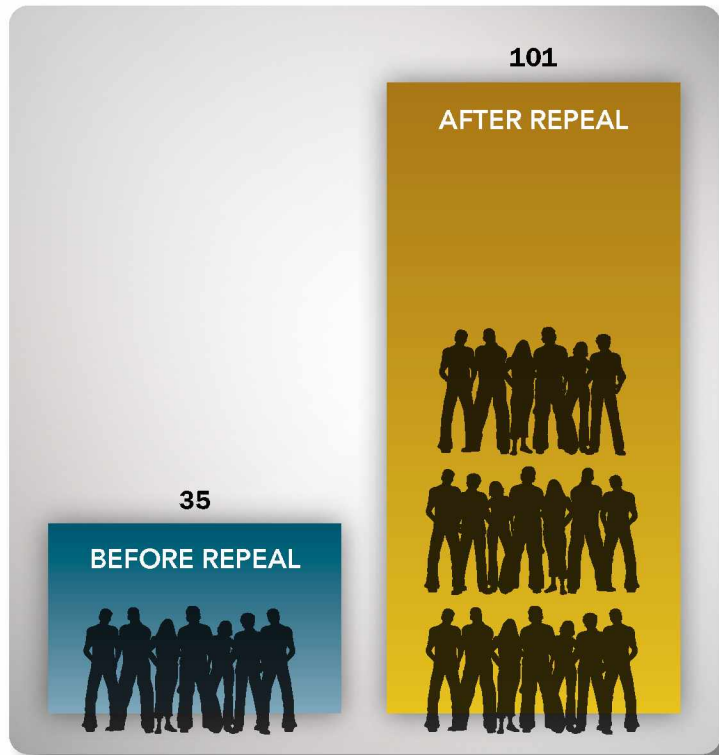
The research on states that change their helmet law is very clear:

- When a state enacts a universal helmet law, helmet use increases substantially.^{3, 34, 35, 36, 37}
- When a state repeals a universal helmet law, helmet use decreases substantially.^{3, 38, 39, 40}
- When a state repeals a universal helmet law, motorcycle deaths and injuries increase.³

THE FLORIDA CASE STUDY

THE NEGATIVE IMPACT OF WEAKENING HELMET LAWS: FLORIDA

Number of deaths of riders under 21 in 30 months before vs. after repeal.



National Highway Traffic Safety Administration³⁹

DEATHS INCREASE FOR RIDERS COVERED BY PARTIAL HELMET LAWS

Florida is one example of the ineffectiveness of partial laws to save lives. In 2000, Florida repealed its universal helmet law, weakening it to mandate helmet use only for riders under the age of 21 and those with less than \$10,000 of medical insurance coverage.^{39, 41}

Comparing the 30 months after the Florida state legislature repealed its universal helmet law with the 30 months before repeal:

- Deaths of all riders increased by 55%, substantially higher than what was expected from the increased registrations after repeal.^{29,39}
- Among riders under the age of 21, deaths of unhelmeted riders increased by 188%, even though the helmet law still applied to them.^{29, 39}
- Motorcycle crash-related hospitalizations rose more than 40%. The costs of treating head injuries from motorcycle crashes more than doubled to \$44 million.^{29, 39}

Only one in four motorcyclists who were hospitalized had medical costs less than \$10,000, which is the amount of medical insurance coverage that is required to ride without a helmet. Hospital discharge data showed that in the period after repeal, approximately \$10.5 million of hospitalization costs were billed to charitable and public sources such as Medicaid, and an additional \$8 million needed to be covered by patients who were underinsured or uninsured.^{29, 39}



MOTORCYCLE DEATHS AND PARTIAL HELMET LAWS

A CASUALTY

One Florida high school senior was planning to attend college to study business and landscaping on a scholarship. He was involved in his high school drama club, played on the basketball team, ran track, and was a member of the Students Against Destructive Decisions Club.

Hours before his high school graduation, while riding his motorcycle without a helmet, this teenager crashed and died. Under Florida's partial helmet law he should have been wearing a helmet — he was, after all, under 21 years of age.

But like many other motorcyclists in states with partial helmet laws, he didn't wear a helmet.

He paid the price with his life.⁴³

PARTIAL LAWS — WHAT THEY LIMIT

Age: Riders under a specific age, which ranges between 18-21 years, are required to wear helmets. *Applies in all 27 states with partial laws.*⁴¹

Passengers: Passengers are required to wear helmets if they are under a certain age or riding with drivers that are legally required to wear helmets. *Applies in Colorado, Maine, North Dakota, Ohio, and Pennsylvania. Alaska and Rhode Island require all passengers to wear helmets.*⁴¹

Insurance: Florida mandates that motorcycle riders wear helmets unless they have a minimum of \$10,000 of insurance. Kentucky and Texas have a law in place requiring anyone without health insurance to wear a helmet.⁴¹

Licensing: Riders with an instructional or learner's permit or those who are recently licensed are required to wear helmets, regardless of age. *Applies in Alaska, Kentucky, Maine, Minnesota, Ohio, Pennsylvania, Rhode Island, and Wisconsin.*⁴¹

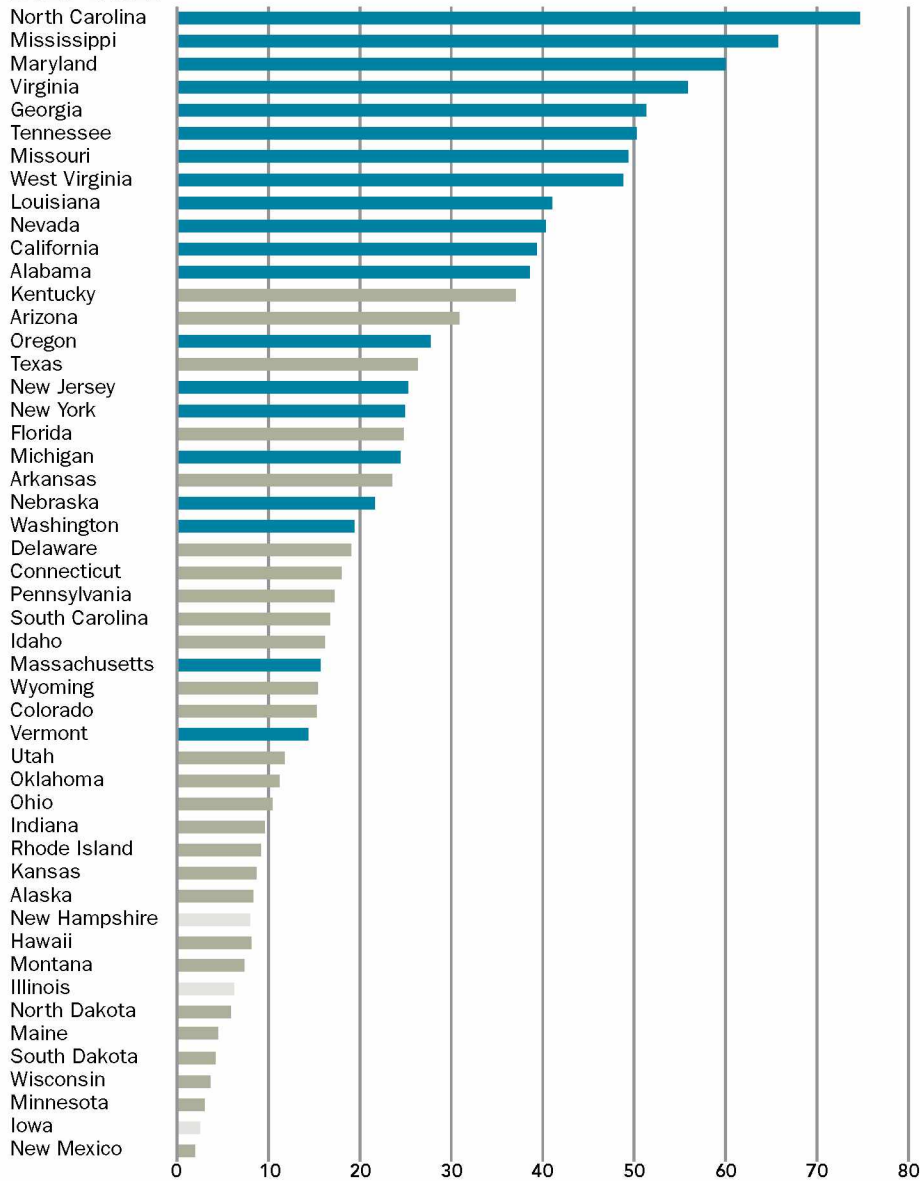
PARTIAL LAWS — WHY THEY DON'T WORK

Research shows that partial helmet laws do not motivate riders to wear helmets.^{39, 42} States with partial laws and states with no helmet law experience little difference in helmet use.⁴⁴ Even though all partial helmet laws apply to minors, fewer than 40% of minors killed in motorcycle crashes in partial-law states were wearing helmets.²⁹ Among young riders who were hospitalized after a crash, the risk of suffering a serious traumatic brain injury was 37% higher in partial law states compared to universal law states.⁴⁵ Only the universal helmet law is proven to increase helmet use.⁵

Compliance is low because partial helmet laws are difficult to enforce. Identifying partial law violations is problematic. As a result, partial helmet laws are typically only enforced when a police officer has pulled a rider over for another infraction, such as speeding.⁴⁶

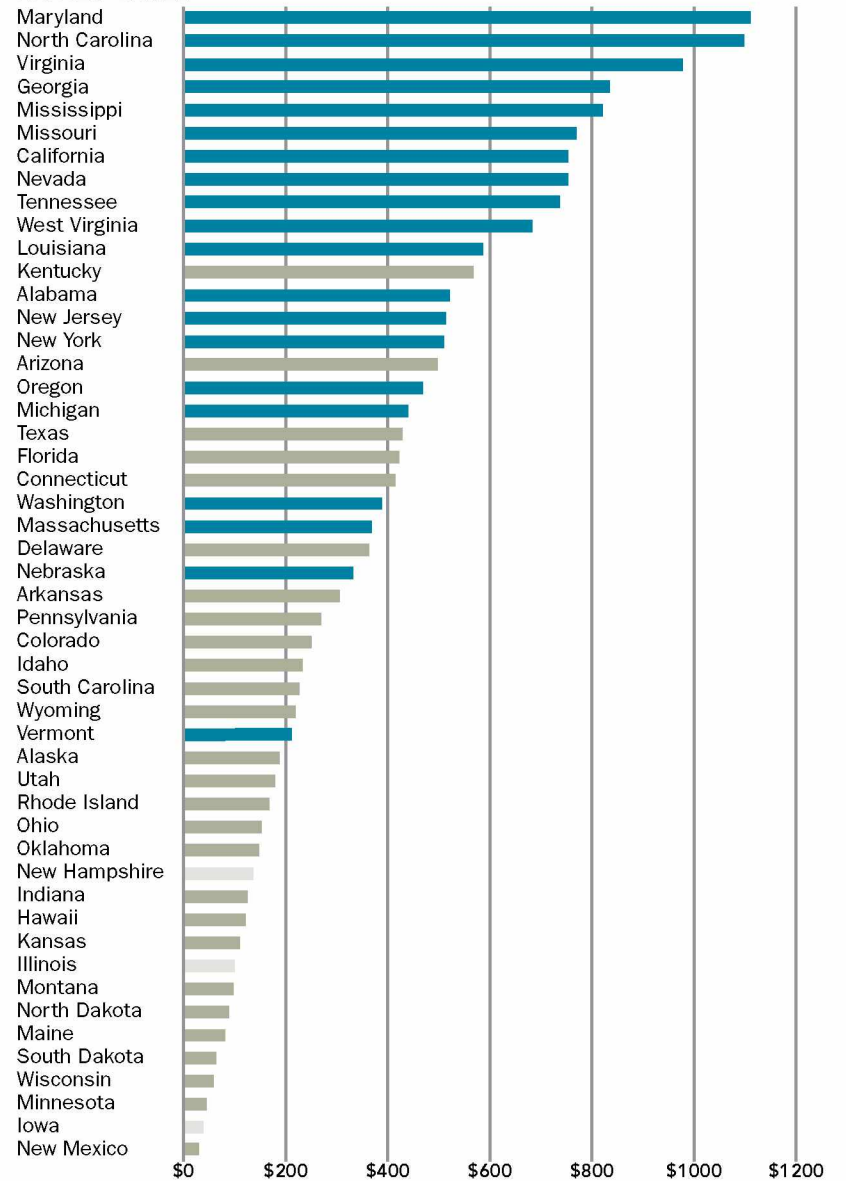


LIVES SAVED



Lives saved by helmet use per 100,000 registered motorcycles by state, 2008

MONEY SAVED



Annual dollars saved by helmet use per registered motorcycle by state, 2008

Note: For comparison purposes, lives saved are standardized by motorcycle registrations (per 100,000 registrations) for each state.

Note: For comparison purposes, money saved is standardized by motorcycle registrations for each state.

■ Universal Helmet Law ■ Partial Helmet Law ■ No Helmet Law

National Highway Traffic Safety Administration^{47, 48}

“...vast majorities of the American people accept and support the idea that on safety issues it is desirable and necessary for government to set standards and enforce laws designed to protect the public.”

Advocates for Highway and Auto Safety⁸



“During our consideration of the motorcycle helmet law, I became aware that the vast majority of my constituents were in favor of maintaining our mandatory helmet usage law: Mothers, Doctors, Safety Activists, Seniors, Epilepsy Experts, Hospitals and Law Enforcement Officials. I will always be proud of my vote. I saved lives.”

Senator Michael Oliverio
West Virginia State Senate⁴⁹

STRONG PUBLIC SUPPORT

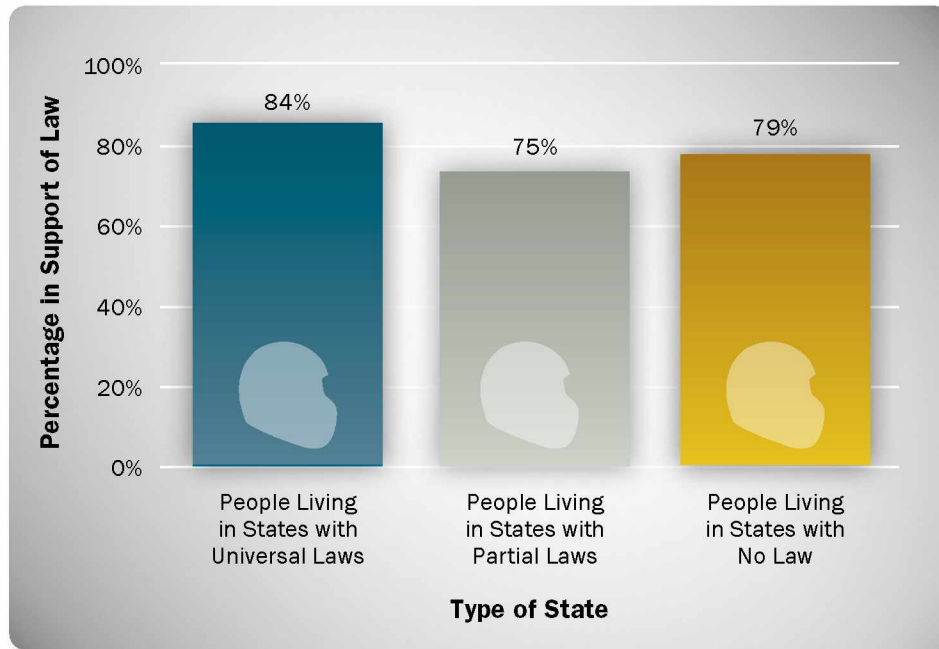
A RIDER, A NURSE

As a rider and a trauma nurse, I would always recommend that riders wear a helmet. I see so much death, loss, grief, and trauma from riders and the loved ones they leave behind because of motorcycle crashes. If laws are what work to get people to wear a helmet, then we should have strong laws in place nationally.

*Carlen Hudnet, RN*⁵⁰

Public support for mandatory helmet laws is high across the board — in states with a universal law, states with a partial law, and states with no law.

SUPPORT OF LAWS MANDATING HELMET USE BY TYPE OF STATE



National Highway Traffic Safety Administration⁶

- Overall, 4 out of 5 Americans favor mandatory helmet laws.^{6, 7, 8, 9}
- The majority of motorcyclists also favor mandated helmet use.^{6, 7}
- This high level of support has remained consistent for many years — even at times when many states have weakened and/or rescinded their universal helmet laws.^{6, 7, 8, 9}

SUPPORTERS OF MOTORCYCLE SAFETY HELMET LAWS

These are just some of the organizations that support motorcycle helmet laws:

- AAA Foundation
- American Association of State Highway and Transportation Officials
- American Academy of Orthopedics
- American Academy of Pediatrics
- American College of Surgeons
- American Public Health Association
- Brain Injury Association
- Emergency Nurses Association
- Epilepsy Foundation of America
- National Safety Council
- Nationwide Insurance
- SADD (Students Against Destructive Decisions)
- ThinkFirst National Injury Prevention Foundation

FAQs

Do helmet laws interfere with a person's freedom to choose whether to wear a helmet?

Yes. Many laws restrict people's freedom to perform behaviors judged contrary to the public good. These include drunk driving laws, cellphone use laws, and infectious disease quarantine laws, to name a few. Courts usually uphold such laws as important to the nation's well-being.

Don't helmets make it harder for riders to see or hear?

No. Helmets that meet the DOT standard do not reduce visibility or impair hearing. By protecting people's heads in crashes, helmets only make riding safer.

If a motorcyclist chooses not to wear a helmet, does it only affect him?

No, not if the rider crashes. Unhelmeted riders injured in a crash have substantially higher healthcare costs than helmeted riders. When the rider is insured, these costs are passed on to others in the form of higher health insurance premiums. Unhelmeted riders are more likely to be uninsured than other riders. When the riders are uninsured, their medical expenses may be paid for using taxpayers' funds.

Can motorcycle safety education substitute for helmet laws?

No. The benefits of motorcycle safety education are unclear. A universal helmet law is the most effective way to reduce the number of people who are seriously injured or killed from motorcycle crashes.

Are universal helmet laws really that much better than partial helmet laws?

Yes. There is strong, substantial, and clear evidence that universal helmet laws save lives and save money. This is not true for partial laws. When a universal helmet law is enacted, helmet use dramatically increases, and states see an across-the-board decrease in deaths. If states repeal the law, they see an increase in deaths.

Do people want the government to regulate helmet use for adult motorcyclists?

Yes. National surveys in 2000, 2004, 2009, and 2010 have consistently shown that more than 80% of Americans favor universal helmet laws.

LEGISLATING MOTORCYCLE SAFETY: A PUBLIC HEALTH PERSPECTIVE

WHAT CAN BE DONE

What can policymakers do?

States should have universal helmet laws, which help save lives and money.

States with a partial helmet law or no helmet law should enact a universal helmet law.

QUICK FACTS

- The single most effective way for states to save lives and save money is a universal helmet law.
- Helmets reduce the risk of death by 37%.
- Helmets reduce the risk of head injury by 69%.
- The United States saved nearly \$3 billion due to helmet use in 2008.
- The United States could have saved an additional \$1.3 billion in 2008 if all motorcyclists had worn helmets.
- Helmets do not reduce visibility or impair hearing.

MOTORCYCLE SAFETY RESOURCES

AAA Foundation

607 14th Street NW
Suite 201
Washington, D.C. 20005
(202) 638-5944
<http://www.aaafoundation.org>

Advocates for Highway and Auto Safety

750 First Street NE
Suite 901
Washington, D.C. 20002
(202) 408-1711
<http://www.saferoads.org>

American College of Emergency Physicians

1125 Executive Circle
Irving, TX 75038
(972) 550-0911
<http://www.acep.org>

American College of Surgeons

633 N. Saint Clair Street
Chicago, IL 60611
(312) 202-5000
<http://www.facs.org>

Brain Injury Association of America

1608 Spring Hill Road
Suite 110
Vienna, VA 22182
(703) 761-0750
<http://www.biausa.org>

Emergency Nurses Association

915 Lee Street
Des Plaines, IL 60016-6569
(800) 900-9659
<http://www.ena.org>

Governors Highway Safety Association

444 North Capitol Street NW
Suite 722
Washington, D.C. 20001
(202) 789-0942
<http://www.ghsa.org>

Head Protection Research Laboratory

6409 Alondra Boulevard
Paramount, CA 90723
(562) 529-3295
<http://www.hprl.org>

Insurance Institute for Highway Safety

1005 N. Glebe Road
Suite 800
Arlington, VA 22201
(703) 247-1500
<http://www.iihs.org>

Motorcycle Safety Foundation

2 Jenner Street
Suite 150
Irvine, CA 92618
(800) 446-9227
<http://www.msf-usa.org>

National Center for Injury Prevention and Control Centers for Disease Control and Prevention

1600 Clifton Road
Atlanta, GA 30333
(800) 232-4636
<http://www.cdc.gov>

National Conference of State Legislatures

7700 East First Place
Denver, CO 80230
(303) 364-7700
<http://www.ncsl.org>

National Highway Traffic Safety Administration

1200 New Jersey Avenue SE
West Building
Washington, D.C. 20590
(888) 327-4236
Hearing Impaired (TTY): (800) 424-9153
<http://www.nhtsa.dot.gov>

National Transportation Safety Board

490 L'Enfant Plaza SW
Washington, D.C. 20594
(202) 314-6000
<http://www.nts.gov>

SMARTER

**(Skilled Motorcyclist Association-Responsible,
Trained and Educated Riders, Inc.)**

P.O. Box 121
Scottville, MI 49454-0121
<http://www.smarter-usa.org>

ThinkFirst National Injury Prevention Foundation

1801 N. Mill Street
Suite F
Naperville, IL 60563
(630) 961-1400
(800) THINK-56 (844-6556)
<http://www.thinkfirst.org>

Transportation Research Board

The National Academies

500 Fifth Street NW
Washington, D.C. 20001
(202) 334-2934
<http://www.trb.org>

World Health Organization

Helmet Initiative

<http://www.whohelmets.org/mhrc.htm>
info@whohelmets.org
Helmets: a road safety manual for decision-makers and practitioners. Available at: http://www.who.int/roadsafety/projects/manuals/helmet_manual/en/

ENDNOTES

1. National Highway Traffic Safety Administration. *Fatality Analysis Reporting System: 1997-2008*. Washington (DC): National Highway Traffic Safety Administration, U.S. Department of Transportation; 1997-2008.
2. National Highway Traffic Safety Administration. *Fatality Analysis Reporting System: 2008*. Washington (DC): National Highway Traffic Safety Administration, U.S. Department of Transportation; 2008.
3. Derrick AJ, Faucher LD. Motorcycle helmets and rider safety: A legislative crisis. *J Public Health Pol.* 2009;30(2):226-242.
4. Naumann RB, Dellinger AM, Zaloshnja E, Lawrence BA, Miller TR. Incidence and total lifetime costs of motor vehicle-related fatal and nonfatal injury by road user type, United States, 2005. *Traffic Inj Prev.* 2010;11(4):353-360.
5. National Highway Traffic Safety Administration. *Countermeasures that work: A highway safety countermeasure guide for state highway safety offices*. 5th ed. Washington (DC): National Highway Traffic Safety Administration, U.S. Department of Transportation; 2010.
6. National Highway Traffic Safety Administration. *Motor vehicle occupant safety survey, 2000*. Washington (DC): National Highway Traffic Safety Administration, U.S. Department of Transportation; 2000.
7. AAA Foundation for Traffic Safety. *2009 Traffic safety culture index*. Washington (DC): AAA Foundation for Traffic Safety; 2009.
8. Harris L, Peter Harris Research Group, Inc. *2004 Louis Harris poll: Survey of the attitudes of the American people on highway and auto safety*. Washington (DC): Advocates for Highway and Auto Safety; 2004.
9. Center for Excellence in Rural Safety. *National rural road safety public opinion survey*. Minneapolis: Center for Excellence in Rural Safety; 2010.
10. Newton J. Two weeks after motorcycle crash, still 'touch and go' for teen, dad 'We're looking for thoughts and prayers'. *News Sun*. Published August 7, 2006.
11. Haas-Warren E. Personal Interview; January 24, 2010.
12. Motorcycle Industry Council. *Motorcycle and scooter sales climb for 14th consecutive year* [media release]. Irvine: Motorcycle Industry Council; February 16, 2007.
13. National Highway Traffic Safety Administration. *Traffic safety facts, 2008: Motorcycles*. Washington (DC): National Highway Traffic Safety Administration, U.S. Department of Transportation; 2009.
14. Padmanaban J, Eyges V. *Characteristics of motorcycle crashes in the U.S.* Presented at the International Road Traffic Accident Database Conference; September 2009. <http://www.internationaltransportforum.org/irtad/pdf/seoul/2-Padmanaban.pdf>. Accessed January 5, 2011.
15. McCarty DD. Why ER's call them donor-cycles. *The Republic*. Published May 7, 2006. Permission obtained from and story confirmed by Rev. Dennis McCarty on January 28, 2010.
16. *Simon v. Sargent*, D.C.Mass. 1972, 346 F.Supp.277, affirmed 93 S.Ct. 463, 409 U.S. 1020, 34 L.Ed.2d 312.
17. Savage M. National Conference of State Legislators. Personal Interview; October 21, 2009.
18. Champagne Lt. Col. J. Louisiana Highway Safety Commission, Retired. Personal Interview; October 8, 2009.
19. Hundley JC, Kilgo PD, Miller PR, Chang MC, Hensberry RA, Meredith JW, Hoth JJ. Non-helmeted motorcyclists: A burden to society? A study using the national trauma data bank. *J Trauma.* 2004;57(5):944-949.
20. Rivara FP, Dicker BG, Bergman AB, Dacey R, Herman C. The public cost of motorcycle trauma. *JAMA.* 1988;260(2):221-223.
21. Cook LJ, Kerns T, Burch C, Thomas A, Bell E. Motorcycle helmet use and head and facial injuries: Crash outcomes in CODES-linked data. Washington (DC): National Highway Traffic Safety Administration, U.S. Department of Transportation; 2009.
22. Shankar BS, Ramzy AI, Soderstrom CA, Dischinger PC, Clark CC. Helmet use, patterns of injury, medical outcome, and costs among motorcycle drivers in Maryland. *Accid Anal Prev.* 1992;24(4):385-396.
23. Governor's Traffic Safety Bureau. *Motorcycle Fact Sheet*. Des Moines: Iowa Department of Public Safety; 2008.
24. Mounce N, Brackett Q, Hinshaw W, Lund AK, Wells JK. *The reinstated comprehensive motorcycle helmet law in Texas*. Arlington: Insurance Institute for Highway Safety; 1992.
25. National Highway Traffic Safety Administration. *Countermeasures that Work: A highway safety countermeasure guide for state highway safety offices*. 3rd ed. Washington (DC): National Highway Traffic Safety Administration, U.S. Department of Transportation; 2008.
26. Teoh ER. *Effectiveness of antilock braking systems in reducing fatal motorcycle crashes*. Arlington: Insurance Institute for Highway Safety; 2008.
27. Hailstone J. Personal Interview; January 30, 2010.
28. National Highway Traffic Safety Administration. *Motorcycle helmet effectiveness revisited*. Washington (DC): National Highway Traffic Safety Administration, U.S. Department of Transportation; 2004.
29. National Highway Traffic Safety Administration. *Traffic Safety Facts, 2008: Motorcycle Helmet Use Laws*. Washington (DC): National Highway Traffic Safety Administration, U.S. Department of Transportation; 2008.
30. National Highway Traffic Safety Administration. *Traffic Safety Facts, 2006: Motorcycle Helmet Use Laws*. Washington (DC): National Highway Traffic Safety Administration, U.S. Department of Transportation; 2007.

31. Liu BC, Ivers R, Norton R, Boufous S, Blows S, Lo SK. Helmets for preventing injury in motorcycle riders. *Cochrane Database Syst Rev.* 2008;(1):CD004333. doi: 10.1002/14651858.CD004333.pub3.
32. McKnight AJ, McKnight AS. *The effects of motorcycle helmets upon seeing and hearing.* Washington (DC): National Highway Traffic Safety Administration, U.S. Department of Transportation; 1994.
33. Otte D, Hannover Medical University, Dept. of Traffic Accident Research, Germany. In: Hough DL. *Proficient Motorcycling.* Irvine: BowTie Press; 2008.
34. Muelleman RL, Milinek EJ, Collicott PE. Motorcycle crash injuries and costs: effect of a reenacted comprehensive helmet use law. *Ann Emerg Med.* 1992;21(3):266-272.
35. Auman KM, Kufera JA, Ballesteros MF, Smialek JE, Dischinger PC. Autopsy study of motorcyclist fatalities: The effect of the 1992 Maryland motorcycle helmet use law. *Am J Public Health.* 2002;92(8):1352-1355.
36. Rowland J, Rivara F, Salzberg P, Soderberg R, Maier R, Koepsell T. Motorcycle helmet use and injury outcome and hospitalization costs from crashes in Washington State. *Am J Public Health.* 1996;86(1):41-45.
37. National Highway Traffic Safety Administration. *Evaluation of the reinstatement of the motorcycle helmet law in Louisiana.* Washington (DC): National Highway Traffic Safety Administration, U.S. Department of Transportation; 2008.
38. Ulmer RG, Preusser DF. *Evaluation of the repeal of motorcycle helmet laws in Kentucky and Louisiana.* Washington (DC): National Highway Traffic Safety Administration, U.S. Department of Transportation; 2003.
39. Ulmer RG, Northrup VS. *Evaluation of the repeal of the all-rider motorcycle helmet law in Florida.* Washington (DC): National Highway Traffic Safety Administration, U.S. Department of Transportation; 2005.
40. Mertz KJ, Weiss HB. Changes in motorcycle-related head injury deaths, hospitalizations, and hospital charges following repeal of Pennsylvania's mandatory motorcycle helmet law. *Am J Public Health.* 2008;98(8):1464-1467.
41. Insurance Institute for Highway Safety. *History of US motorcycle laws and changes in coverage.* Arlington: Insurance Institute for Highway Safety, Highway Loss Data Institute; 2011. http://www.iihs.org/laws/helmet_history.html. Accessed January 5, 2011.
42. National Highway Traffic Safety Administration. *Without motorcycle helmets, we all pay the price.* Washington (DC): National Highway Traffic Safety Administration, U.S. Department of Transportation; 2005.
43. McCoy L. South Fork High Students graduate with heavy hearts after Friday motorcycle crash kills classmate. TC-Palm. Published June 7, 2008.
44. Brooks E, Naud S, Shapiro S. Are youth-only motorcycle helmet laws better than none at all? *Am J Foren Med Path.* 2010;31(2):125-129.
45. Weiss H, Agimi Y, Steiner C. Youth motorcycle-related brain injury by state helmet law type: United States, 2005-2007. *Pediatrics.* 2010;126(6):1149-1155.
46. Houston DJ, Richardson Jr. LE. Motorcycle safety and the repeal of universal helmet laws. *Am J Public Health.* 2007;97(11):2063-2069.
47. National Highway Traffic Safety Administration. *Determining lives and costs saved and injuries prevented by motorcycle helmets.* Washington (DC): National Highway Traffic Safety Administration, U.S. Department of Transportation; 2011.
48. Federal Highway Administration. *Highway statistics 2008: State motor-vehicle registrations (Table MV-1).* Washington (DC): Federal Highway Administration, U.S. Department of Transportation; 2009.
49. UCLA School of Public Health, Center for Injury Prevention. *Universal Helmet Laws Reduce Injury and Save Lives.* Los Angeles: UCLA School of Public Health, Center for Injury Prevention, 2010. <http://www.savemolives.com/programs/documents/UCLAHelmetLawStudy.pdf>. Accessed January 5, 2011.
50. Hudnet C. Registered Nurse, Quality Improvement Coordinator, San Diego Medical Enterprise Services. Personal Interview; December 9, 2009.

U.S. Department of Health and Human Services

Centers for Disease Control and Prevention

National Center for Injury Prevention and Control

Call: 1-800-CDC-INFO (232-4636) TTY: 1-888-232-6348

<http://www.cdc.gov/injury>

PUBLIC HEALTH LEADERSHIP TO KEEP PEOPLE SAFE ON THE ROAD — EVERY DAY